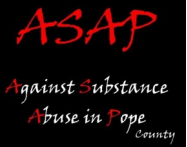


RESULTS OF MINNESOTA STUDENT SURVEY

FOR MINNEWASKA



The 2013 MSS was administered in the first half of 2013 to public school students in grades 5, 8, 9, and 11, statewide. All public school districts in Minnesota were invited to participate.

BACKGROUND

Public school student participation was voluntary and surveys were anonymous.

WHAT CHANGED?

- Grades surveyed changed from 6th, 9th, and 12th graders to 5th, 8th, 9th, and 11th graders
- Question regarding binge drinking was changed from past two weeks to past 30 days
- Questions dropped due to changes in priorities or to make room for new questions
- Perception questions added concerning substance abuse among peers

POPE COUNTY KEY FINDINGS

Past 30 day alcohol use

	Pope	Minnesota
8th	2.7%	9.2%
9th	15.6%	14.7%
11th	46.3%	27.7%
9th & 11th combined	29.9%	20.8%

Past 30 day binge drinking (5 or more drinks in a couple of hours)

	Pope	Minnesota
8th	2%	2.9%
9th	6.5%	6.9%
11th	25.4%	15.8%
9th & 11th combined	15.3%	11.1%

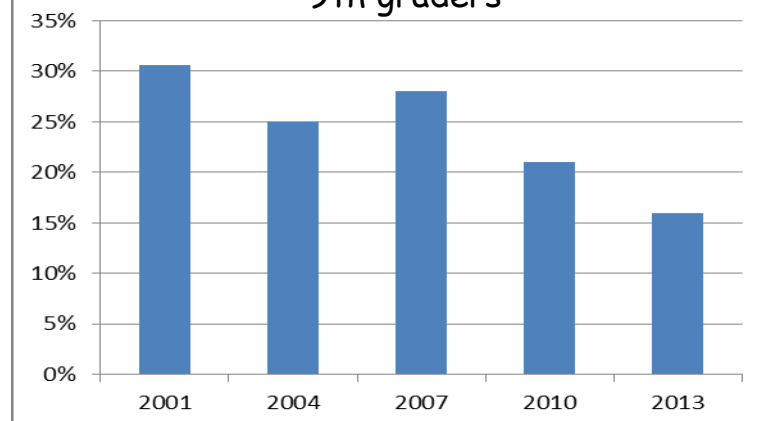
Our 8th and 9th graders are doing great! Our 11th grade students could use some work. However, on a positive note the majority of 11th grade students still do not drink on a regular basis and 3 out of 4 11th graders do not binge drink!!



Although people may think that alcohol use is on the rise, looking at data, the opposite is occurring! Alcohol use among 9th grade students has dramatically decreased since 2001 in the United States and in Pope County.

Past 30 day alcohol use among Pope County

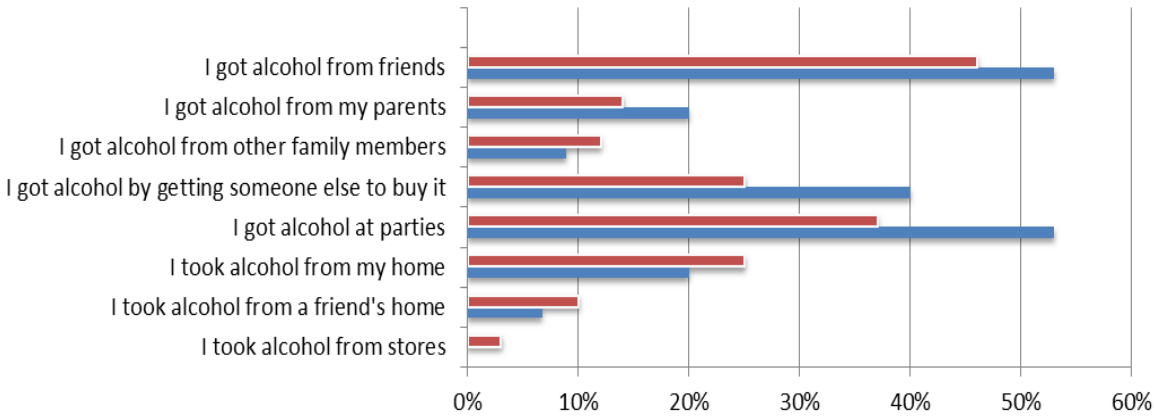
9th graders



RESULTS OF MINNESOTA STUDENT SURVEY FOR MINNEWASKA

Alcohol Sources for Pope Students Reporting Any Past 30 Day Alcohol Use, 2013

Red = Minnesota
Blue = Minnewaska



Pope County students are most likely to report getting alcohol from friends and at parties; which at first glance may seem obvious, but in comparison to Minnesota, we are well above average.

Students who strongly agreed or agreed that drinking alcohol is NEVER a good thing for anyone my age to do....

81.6% of 9th graders

45.5% of 11th graders

64% Combined

Students who believe the majority of their peers drink are 6.9 times more likely to drink themselves.

2012 Oregon Student Wellness Survey

8 th , 9 th & 11 th grade	How often do you think MOST STUDENTS drink	How often do you drink
Never	17%	64%
Tried once or twice	21%	9%
Once or twice a year	6%	11%
Once a month	10%	6%
Twice a month	7%	4%
Once a week	26%	4%
Daily	12%	1%



8 out of 10 Minnewaska students strongly agree or agree that parents and other adults should clearly communicate with their children about the importance of not using alcohol.