



RENVILLE COUNTY

SUMN.org FACT SHEET

2017

Substance Abuse Prevention

This fact sheet provides county level data on substance use and related factors to help guide decisions about prevention efforts. These data can be used to justify need for prevention funding, monitor substance-related trends, and plan programs and initiatives by establishing community level prevention priorities.

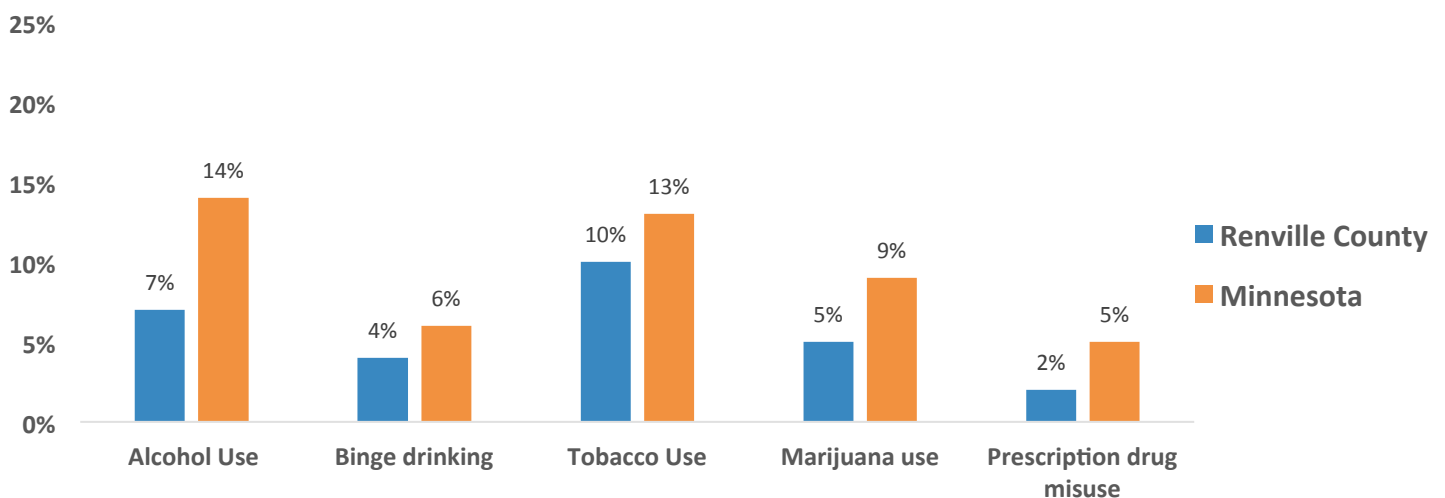
According to 2016 estimates from the U.S. Census Bureau, Renville County has 14,660 residents; 22% are under the age of 18.

Key Findings

- Compared to state averages, smaller percentages of Renville County students reported past 30-day alcohol use, binge drinking, tobacco use, marijuana use, and misuse of prescription drugs (see Fig. 1).
- Cigarette smoking among 9th graders dropped in Renville County from 22% in 2001 to 3% in 2016; 2% of 9th graders also reported using e-cigarettes in 2016.
- Among the county's 8th, 9th, and 11th graders, those with better teacher-student relationships are nearly 2 times less likely to report past-month marijuana use.
- In 2015, Renville County's alcohol-related motor vehicle crash rate and arrest rate for driving while intoxicated (DWI) were both higher than the state rates.
- From 2000 to 2015, Renville County recorded 6 opioid and no heroin overdose deaths.

For more information on alcohol, tobacco, and other drug use, consequences, contributing factors, and treatment, as well as mental health data, visit SUMN.org

Figure 1. 8th, 9th, and 11th Grade Past 30-Day Substance Use, 2016 Minnesota Student Survey (MSS)



**Tobacco includes any past month use of cigarettes, cigars, chewing tobacco, electronic cigarettes and/or hookah.

Adult Substance Use

According to the 2015 Minnesota Survey on Adult Substance Use (MNSASU):

- Past-month binge drinking (women having 4+ drinks or men having 5+ drinks in a row on one occasion) was reported by 11% of adults in the Southwest region and 14% of Minnesota adults.
- Past-month cigarette smoking was reported by 16% of Southwest adults and 16% of Minnesota adults.
- Past-month marijuana use was reported by 2% of adults in the Southwest region compared to 5% of adults statewide

Youth Substance Use

Data on youth substance use are from the Minnesota Student Survey (MSS); Renville County students make up 0.2% of the overall statewide sample.

Table 1. 2016 Minnesota Student Survey Renville County Respondents

	5 th Grade	8 th Grade	9 th Grade	11 th Grade
Females	25	61	56	68
Males	37	66	51	42
	1	1	1	0
Total	63	128	108	110

Past year alcohol and/or drug use was reported by 3.4% of Renville 5th graders. Questions about past 30-day substance use (covered in the following section) are not asked of 5th grade students.

Alcohol

Past 30-day alcohol use was reported by 6% of 8th graders, 5% of 9th graders, and 11% of 11th graders in Renville County in 2016. Use among 9th graders dropped in Renville County from 31% in 2001 to 5% in 2016. Past 30-day binge drinking (defined as having five or more drinks in a row on one occasion) was reported by 3% of 8th graders, 2% of 9th graders, and 7% of 11th graders in 2016.

Tobacco/Nicotine

Of Renville County 8th, 9th and 11th graders, 10% reported any past 30-day tobacco use: 5% reported smoking cigarettes, 3% reported smoking cigars or cigarillos, and 2% reported chewing tobacco use. In addition, 7% reported e-cigarette use, and 2% reported hookah use; questions about these two methods of nicotine use were added to the survey in 2016. Cigarette smoking among 9th graders dropped in Renville County from 22% in 2001 to 3% in 2016.


Marijuana

Past 30-day marijuana use was reported by 4% of 8th graders, 3% of 9th graders, and 7% of 11th graders in Renville County in 2016. Use among 9th graders dropped in Renville County from 8% in 2001 to 3% in 2016.

Prescription Drug Misuse

Past 30-day prescription drug misuse was reported by 2% of 8th graders, 2% of 9th graders, and 1% of 11th graders in Renville County in 2016. Specifically, in the past year, students in these grades combined reported the misuse of stimulants (0.6%); ADD or ADHD medication (0.6%); pain relievers (3.4%); and tranquilizers (0.6%).

Figure 2. Renville County 11th Graders Reporting How Much They Typically Drink at One Time (2016 MSS)



Mental health disorders can increase risk of substance use, and substance use can in turn increase the risk for poor mental health. In addition, numerous risk and protective factors are shared between substance use and mental health outcomes.

To learn more, read the SUMN fact sheet on this topic:

http://sumn.org/~media/498/MENTAL_HEALTH_2017_SUMN_Fact_Sheet.pdf

Contributing Factors

Low perception of harm, low perception of parental disapproval, and misperception of peer use all contribute to alcohol, tobacco, and drug use in a community. Although data are presented here as a group, percentages vary by grade. For data by grade level, or for more protective factors, visit www.sumn.org.

Perceived Harm

Renville County 5th, 8th, 9th, and 11th graders were least likely to believe that people put themselves at great or moderate risk of harm, physically and in other ways, by smoking marijuana once or twice per week: 64%. Perceived great or moderate risk of harm for other substances was as follows: consuming five or more alcoholic drinks once or twice per week: 70%; smoking one or more packs of cigarettes per day: 75%; using prescription drugs prescribed for someone else: 78%.

Perceived Disapproval

Among Renville County 5th, 8th, 9th, and 11th graders, 93% said their parents would think it's very wrong or wrong for them to smoke cigarettes. Similarly, students felt their parents would feel it's very wrong or wrong for them to have one or two drinks of alcohol nearly every day (91%), to smoke marijuana (90%) or to use prescription drugs not prescribed for them (94%). Renville County students also believe their friends would disapprove of substance use: most students believe their friends would think it was wrong for them to engage in cigarette use (84%); alcohol use (84%); marijuana use (82%); or prescription drug misuse (90%).

School Factors

Renville County 8th, 9th, and 11th graders with better student-teacher relationships are nearly 2 times less likely to report past-month marijuana use, as were those with greater educational engagement. Similar associations are seen with alcohol, tobacco, and prescription drugs.

Misperception of Peer Use

Renville County 8th, 9th, and 11th graders who think most students at their school drink monthly or more often are over 7 times more likely to report that they themselves drink alcohol monthly or more often.

Table 2. Perceived vs. Actual Use, Renville County 2016 Minnesota Student Survey

	8 th Grade	9 th Grade	11 th Grade
Students reporting they think MOST students in their school drink alcohol once per month or more often	45%	43%	59%
Students reporting they drink alcohol themselves once per month or more often	5%	4%	6%
Students reporting they think MOST students in their school use marijuana once per month or more often	39%	29%	51%
Students reporting they use marijuana themselves once per month or more often	4%	1%	7%

Consequences

Alcohol

- The DWI arrest rate for Renville County residents has generally fallen, from 93.9 per 10,000 population in 2006 to 46.8 in 2015, averaging 69.6 per 10,000. The state rate also fell, with an average of 57.0 per 10,000 population over the same time period, and 44.7 in 2015 (Minnesota Office of Traffic Safety, DPS)
- In 2015, 12.7% of motor vehicle crashes in Renville County were alcohol-related. In comparison, 4.9% throughout the state were alcohol-related (*Crash Facts*, DPS)

Tobacco

- The lung, bronchus and trachea cancer death rate for Renville County has varied, averaging 5.1 per 10,000 population from 2006 to 2015. That's higher than the state average of 4.5 per 10,000 (Minnesota Center for Health Statistics, MDH)

Drugs

- From 2000 to 2015, there were 6 opioid deaths (non-exclusive) in Renville County, of 2,273 total in Minnesota. Over that same 15-year period, there were no heroin deaths in Renville County; there were 453 in the state as a whole (Minnesota Center for Health Statistics, MDH)
- In 2015, there were 16 arrests for marijuana in Renville County, no arrests for opium or cocaine, or for synthetic drugs, and 39 arrests for other drugs, including methamphetamine (*Minnesota Crime Information*, DPS)

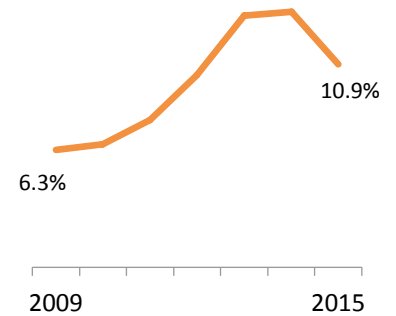


Figure 3. Admissions to Treatment for Opioids as the Primary Substance of Abuse among Renville County Residents Admitted (Drug and Alcohol Abuse Normative Evaluation Systems)

SUMN.org

SUMN is a one-stop-shop for data, tools, and prevention resources. Visitors can search county, regional, and state level data by topic, by location, and by demographic producing tables, charts, graphs, and maps. View and download data products, such as this fact sheet, and find tips on finding, analyzing, translating, using, and disseminating data.

- Use the 'Data by Topic' search function to access county level data, by grade and gender, for all measures included in this fact sheet.
- Visit the 'Publications' page to find SUMN fact sheets on a variety of risk and protective factors, including educational engagement and teacher-student relationships.

Funded by the Minnesota Department of Human Services Alcohol and Drug Abuse Division

Contact Us

For questions or more information regarding the State Epidemiological Outcomes Workgroup or SUMN.org, please email: info@sumn.org

To contact the Regional Prevention Coordinator for your region, please visit: www.rpcmn.org